

**Training Need Assessment Report**  
**(Based on interviews with selected flood affected  
people of few panchayats at Kaiserganj Block of  
Bahraich district)**  
**7-9<sup>th</sup> October, 2009**

**Submitted to-**

**Project Manager, DIPECHO/Malteser Project  
Disaster Management Resource Centre, Sahbhagi  
Shikshan Kendra, Lucknow.**

**Submitted by-**

**Training Team of DIPECHO/Malteser Project  
DMRC, Lucknow.**

**Date: 05.11.2009.  
Lucknow, U.P, INDIA**

## **Disclaimer**

“This Training Need Assessment Process is made possible by the generous support of the DIPECHO/Malteser International and Sahbhagi Shikshan Kendra (SSK), Lucknow. The contents are the responsibility of “**SSK**” and do not necessarily reflect the views of **DIPECHO/Malteser International**, Government Functionaries or any other development agencies.”

## **Acknowledgement**

The Training team of DIPECHO/Malteser Project acknowledges the support from Malteser International and technical help from Project Manager Shri Nagendra Singh Ji to undertake the study of Training Need Assessment (TNA) among different people of few panchayats at Kaiserganj block of Bahraich, UP for Writing modules on subjects like First –Aid, Search & Rescue, Social Inclusion, Early Warning , WATSAN & Hygiene and organizing trainings on said subjects of Disaster Preparedness and better functioning of the project. This TNA Process was a part of the ongoing Disaster Risk Reduction (From June, 2009 onwards) Programme among different communities of few blocks of Bahraich district of Uttar Pradesh. The steps for Data collection were followed as per guideline given by Project Manager. All the facts/tables/findings given in this report are true, complete and correct to the best of our knowledge & belief and based on data collected by staffs of this project. Special thanks to Shri Nagendra Singh ji for giving necessary guidance and support during Need Assessment Process. We also thank our colleagues for all required cooperation and their hard work during TNA. Our sincere thank to entire staffs of the organization for providing necessary support, especially to Kaiserganj team who guided & accompanied the training team time to time so that we could work in flood prone areas without getting any problem. Last but not the least, thanks to Mahima and Priyanka ji for timely compilation of data & preparing this report.

**Programme Officer (Training)**  
**(On behalf of the Training Team)**

***Key Words:***

***DMRC : Disaster Management Resource Centre***

***SSK : Sahbhagi Shikshan Kendra***

***CBDMCs : Community Based Disaster Management Committees***

***DRR : Disaster Risk Reduction***

***ToT : Training of Trainers***

***TNA : Training Need Assessment***

***NGOs : Non Governmental Organizations***

***INGOs : International Non Governmental Organizations***

***GOs : Government Organizations***

***CBDRR : Community Based Disaster Risk Reduction.***

# **Contents**

1. INTRODUCTION

2. RESPONDENTS' PROFILE

3. RESPONDENTS LEVEL OF DISASTER PREAREDNESS &  
THEIR MECHANISM TO DEAL WITH FLOOD

4. ISSUE BASED TRAINING STATUS AND NEEDS

5. RESPONDENTS KNOWLEDGE ON PANCHAYATI RAJ SYSTEM

6. CONCLUSION

7. Annexure

i. FORMAT FOR QUICK NEED ASSESSMENT AND ANALYSIS

## Introduction

Bahraich is a district in the state of Uttar Pradesh. Located on the Ghaghra river and it is 125 km north-east of Lucknow - the state capital. Bahraich got its name from the Arabic word 'bahr' which means a large body of water. Situated on the bank of river Ghaghra, it was named Bahraich. Although a small town, Bahraich happens to be a very old town of India. It was inhabited around the 10th century.

As of 2001 India census, Bahraich district had a population of 2,381,072. Males constitute 53 percent of the population and females 47 percent. Geography: District Bahraich is situated in North eastern part of Devipatan Division. It is situated between the 28.24 and 27.4 latitude and 81.65 to 81.3 eastern longitudes. According to census of 2001, the area of the district is 4,696.8 sq km. District Bahraich has an international border with Nepal on the northern part. Districts Barabanki and Sitapur are in south, Khiri in west, and Gonda and Sravasti are in eastern side of the district Bahraich. In the northern part of the district is the Tarai region which is covered by the dense natural forest. Kataniaghat, Chakia, Sujauli, Nishangara, Mihinpurwa, Bichia and Baghauri are the main forest areas of the district. Sarju and Ghaghra are the major rivers of the district.

Disaster experience: In Uttar Pradesh, Bahraich is the most flood-affected district (according to the government reports, Bahraich witnessed devastating floods in 2007 and 2008 and even in 2009). At the block level, the most flood-affected blocks are: Kaisarganj, Fakharapur, Mahsi, Shivpur and Mihinpurwa. Some 2634 villages were affected by floods in the year 2007 where as 135(Govt sources) & more than 600 villages (Newspaper reports) in 2008 and 2009 respectively. There have been attempts on the part of the government and voluntary agencies to provide relief & rehabilitation but much more needs to be done. The certain areas of concern are: displacement of the villagers, misappropriation of relief materials, lack of potable water, problems faced by females during the floods, crime against women, etc. The district administration has its own way of dealing with floods by making people aware of the flood-related risks. They also are preparing populations to face floods by giving them some technical know-how to make their own life jackets. This attempt is appreciated, but there are other areas that need attention as far as speedy and accurate implementation of such activities are concerned.

Sahbhagi Shikshan Kendra i.e. SSK (Centre for Participatory Learning) as a support organisation functioning in the state of Uttar Pradesh, Bihar and Jharkhand since 1990, is an NGO registered under Societies Registration Act, 1860. SSK focuses on strengthening and developing capacities of NGOs so as to enable environment building for people centred development and community empowerment process. SSK under its two fold working strategy including direct field interventions as well as promoting successful field model through partners working for strengthening PRIs, Mainstreaming of Gender into developmental process, Girl's education, governance issues etc.(for detail kindly visit SSK website i.e. [www.sahbhagi.org](http://www.sahbhagi.org)) For dealing with disaster issues in the state SSK is having a full fledged Disaster

Management Resource Centre(DMRC) with a team of committed professional of humanities and disaster management. After the aforesaid flood in 2007 SSK started working with the flood affected communities of some blocks such as Kaiserganj, Jarwal of Behraich district for immediate relief and rehabilitation on a project financially supported by DIPECHO /Malteser International (Funding agencies) at Bahraich district of UP last year and currently working too with financial support from same funding agency on mainstreaming disaster risk management into local development processes in Uttar Pradesh. With reference to this subjects training modules are being developed on Early Warning, Search & Rescue, Social Inclusion, First-Aid, WATSAN & Hygiene, Security & management of shelters.

The aim of the DMRC of SSK, Lucknow is to provide comprehensive disaster management knowledge and skills to enhance the capabilities of community by training the members of different CBDMCs who have key responsibilities in disaster management specially in flooding context in the Behraich district of Uttar Pradesh. It can be equally useful for the development professionals and others who effectively integrate disaster management programme into their development programs & policies. The modules will be developed with an intension to developing key skills and adopt practical attitudes using diverse training methods and reflecting on various key issues raised during discussions and useful sessions. This training framework includes the objectives, steps in organizing training, training methodology, audience definitions and content structure.

#### **Objective of Training Module:**

- Assessing Training needs of the community in disaster preparedness.
- Ensuring the development of effective strategies and system for disaster prevention, mitigation, response & recovery.
- Development of training kit on the entire six subjects mentioned above, which deals with disaster risk reduction.
- Providing adequate knowledge on all six topics to the CBDMCs and Partner NGOs for disaster preparedness.
- Ensuring social inclusion of marginalized communities specially women, disabled, children and elderly people in disaster risk reduction.

#### **Training Need Assessment in Flood affected Kaiserganj Block of Bahraich District of UP**

The present study was conducted among different categories of Flood affected communities (total 32 persons including 9 women) who are residing at different locations of the Kaiserganj block of Bahraich district. The study included a total thirty two persons who agreed with mutual consent for detailed interview process. Information was collected on a pre-designed schedule by interviewing the subjects. The variables studied are age, sex, Literacy level, place of residence, Knowledge on Disaster preparedness/functions & power of Panchayats, Training

needs on different aspects of Disaster preparedness. Following the guide lines the team interviewed the flood affected communities under strict confidentiality, after getting consent (written or Oral) from the respondents. The persons not showing interest in interviewing were left completely. As per the strategy developed by the team Designed Questionnaire (as Assessment Tool) were used mainly to collect all the necessary information during TNA process. Data have been collected, compiled and analyzed using appropriate methods (figures shown in tables as well as detailing in the report) with the help of all project staffs.

This Training needs assessment process have been done through collaborative work with a team of four persons including project manager. The current report presents the results of these assessments along with issues for consideration in writing Training Modules and conducting trainings as well under this project. The data collection activities necessarily require a long time, the process of fixing meetings and interviews with different categories of flood affected communities as per availabilities of their time– i.e. approximately one month — due to Flash Flood, traveling in various remote sites, local administrative barriers, and holidays.

The Training team visited the three panchayats (out of total 8 panchayats where SSK is directly intervening in this Project - because of flash flood in these areas) at Kaiserganj block for identification of different potential respondents in remote flood affected rural areas where people are located at present and Staffs of SSK, Kaiserganj have developed rapport with them. The team also had extensive interviews, interactions and focused group discussions with some people (32 people- randomly selected from total six panchayats) for this TNA process- mainly men & women of 15-55 & above age groups. Interactions were also tried to make among elderly, ignored sections of the community and other vulnerable groups to know the present scenario.

## **METHODOLOGY**

- ❖ Participant Observation
- ❖ Systematic Questionnaire
- ❖ One to one interactions
- ❖ Focused group discussions
- ❖ Site selection & sampling process
- ❖ Extensive interviews
- ❖ Observations
- ❖ Suggestions

## Interview process

Following points were kept in mind before starting interview:

- Consent of the respondents( written or oral)
- Sitting Arrangements with the help of concerning Project staff.
- Maintaining Confidentiality/Body Language/Tone
- Timing of Interaction
- Probing Methods

## Data analysis and report writing

**TNA Questions:** What are the socio-demographic profiles, Knowledge about Disaster preparedness, Status of issue based training & training needs, knowledge on Panchayats/its role in integrating DRR concerns in development plans etc. .

**Objectives:** To identify the training needs of the flood affected communities of Bahraich district, development of training modules on different aspects of Disaster preparedness and organising trainings on these as per requirement.

**Participants:** Total 32 people including 9 women were interviewed during TNA Process.

**Study Variables:** Age, sex, Literacy level, place of residence, Knowledge of Disaster Preparedness/Functioning and power of three tiers Panchayati Raj systems, Training related to DRR.

**Statistical Analysis:** Proportions.

**For analysis of Training Need** we have categorized the whole assessment into the following four heads:

- General profile of respondent
- Respondent's level of disaster preparedness and their mechanism to deal with flood
- Respondent's issue based training status and needs
- Respondent's knowledge on Panchayat Raj System

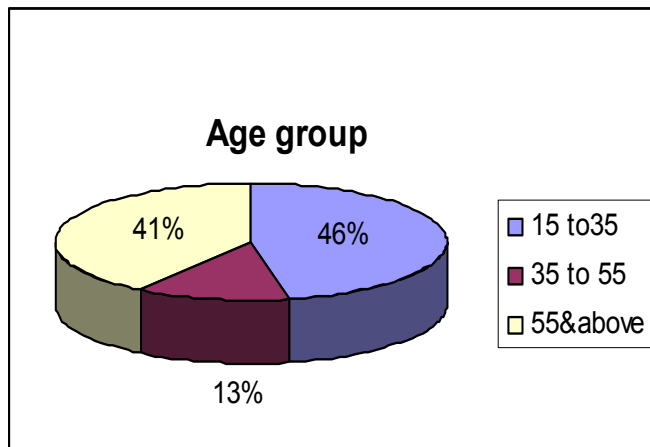
As we all know Training Team's prime objective is to develop training module and materials for CBMC (Community-based Disaster Management Committees) thus assessment of their understanding and need, on issues related to disaster management was very important for us. Focusing our three result areas we framed questions accordingly. Beneficiaries' education level, gender participation and coverage of large age group were considered while assessment, question related to above were kept in **General profile of respondent** category. We

attempted to assess needs of **Result Area 1** in **Respondent's knowledge on Panchayat Raj System** category. Questions under **Respondent's level of disaster preparedness and their mechanism to deal with flood** category tried to cover **Result Area 2** of the project and questions on present training status and needs of beneficiaries were included in **Respondent's issue based training status and needs** category with objective to cover **Result Area 3**.

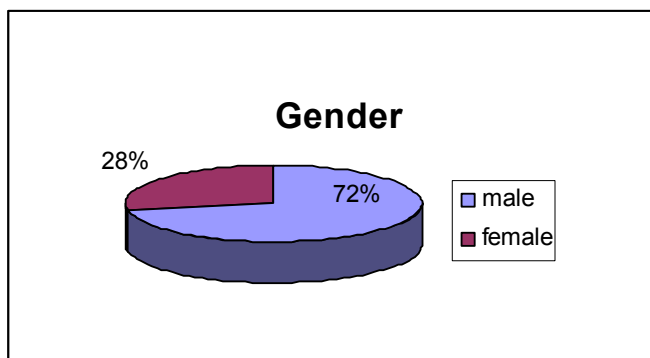
### **RESPONDENTS' PROFILE:**

We interviewed 32 people in total. Their profile gives an idea about their age-group, literacy level, gender and panchayats to which they belong.

**Age wise most of the respondents i.e. 15 (46.87%) are in the age group of 15-35.** Next to them are the respondents above 55 years i.e. 13 (40.6%). Least of the respondents i.e.4 (12.5%) fall between 35 -55 years of age.

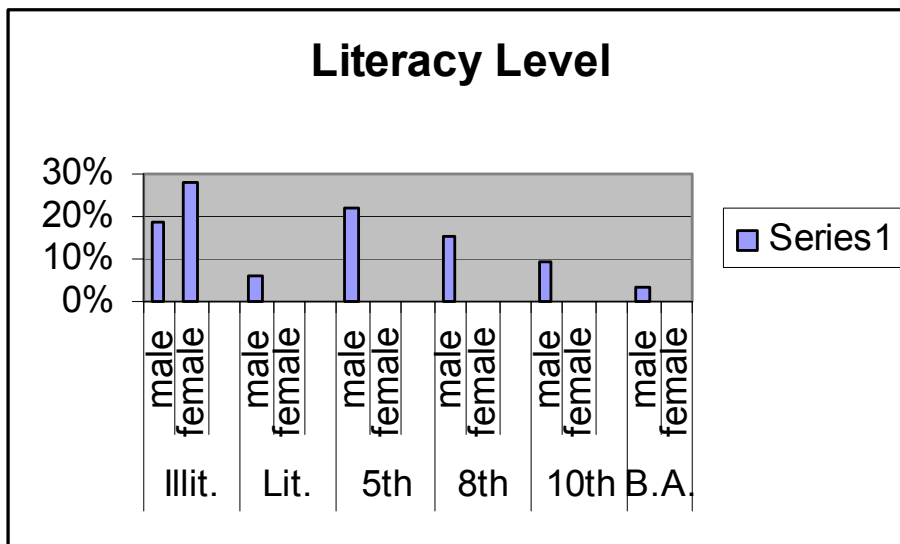


**Out of total 32 people interviewed 23 (71.87%) are males and 9 (28.12%) are females.**



**Literacy level of most of the villagers is very low with a single exception of a graduate.** The condition of female literacy is even more deplorable. Not even a single woman was literate out of 9 females interviewed.

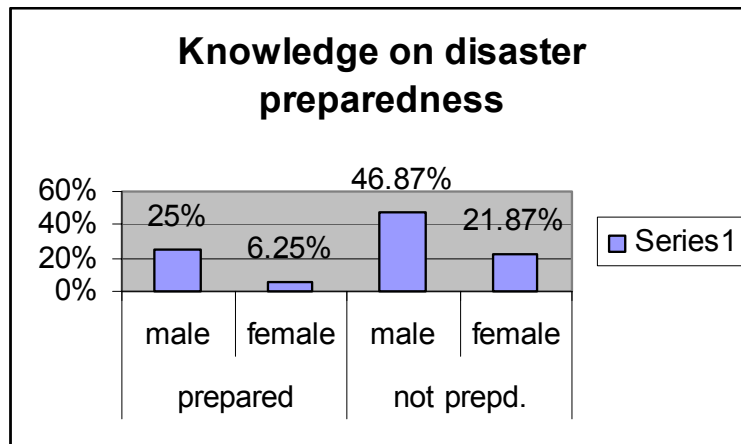
**Most of the men i.e.7 (21.87%) have completed their education up to primary level.** 5 (15.62%) are middle passed, 3 (9.33%) have done High School and 2 (6.25%) have never gone to school but somehow they are acquainted with letters and numbers thus literate. Rest 6 (18.75%) males are illiterate.



### **RESPONDENTS LEVEL OF DISASTER PREAREDNESS & THEIR MECHANISM TO DEAL WITH FLOOD**

**Majority of the respondents knew nothing about disaster preparedness.** 15 males (46.87%) and 7 females (21.87%) said that they do not know about disaster preparedness while 8 males (25%) and 2 females (6.25%) had some

knowledge about disaster preparedness.



**Regarding the preparations**, total 6 respondents (18.75%) including 4 males (12.5%) and 2 females (6.25%) said that they do preparations for boats beforehand.

2 males (6.25%) told that they have some knowledge on relief and rehabilitation.

4 Males (12.5%) had knowledge on preparedness regarding shelter management.

2 respondents (6.25%) including 1 male (3.12%) and 1 female (3.12%) knew about preparedness related to issues of Water, Sanitation and Hygiene.

On the issue of Social Inclusion only 1 male (3.12%) had some knowledge.

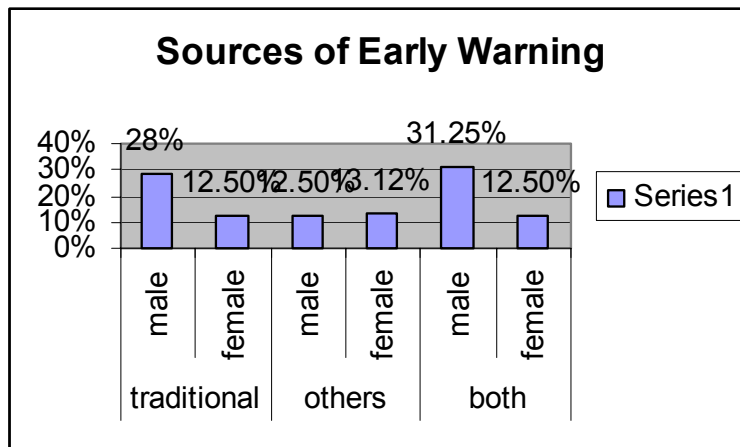
Thus it was noticeable that the level of knowledge of women was very low as compared to men on each and every issue.

**As far as level of preparedness is concerned**, majority of the respondents are not prepared. Out of total 32 respondents 7(21.87%) including 5 males (15.62%) and 2 females (6.25%) do preparations and that too at individual or family level. Rests don't do any preparations beforehand and wait until the flood comes. Thus it was found that villagers don't have any plans and preparations to fight the flood collectively.

**For their current mechanism to deal with different components of disaster like flood**, most of the respondents i.e.14 (43.75%) including 10 males(31.25%) and 4 females (12.5%) said that they take recourse of traditional as well as other means for early warning.

13 respondents (40.62%) including 9 males (28.12%) and 4 females (12.5%) said that they are dependent on traditional sources of **early warning**.

5 respondents (15.62%) including 4 males (12.5%) and 1 female (3.12%) rely on other means (other means for villagers were radio and district administration)



**Regarding Search and Rescue** majority of the respondents i.e. 22 (68.75%) said that they do not have any knowledge on search and rescue and no special efforts are taken by them for search and rescue.

From the answers of 10 respondents (31.2%) who replied in positive it may be analyzed that majority of the responses, i.e. 4 (12.5%) including 3 males (9.33%) and 1 female (3.12%), are for search and rescue of disabled people.

Next come children for whom 3 respondents (9.33%) including 2 females (6.25%) and 1 male (3.12%) responded.

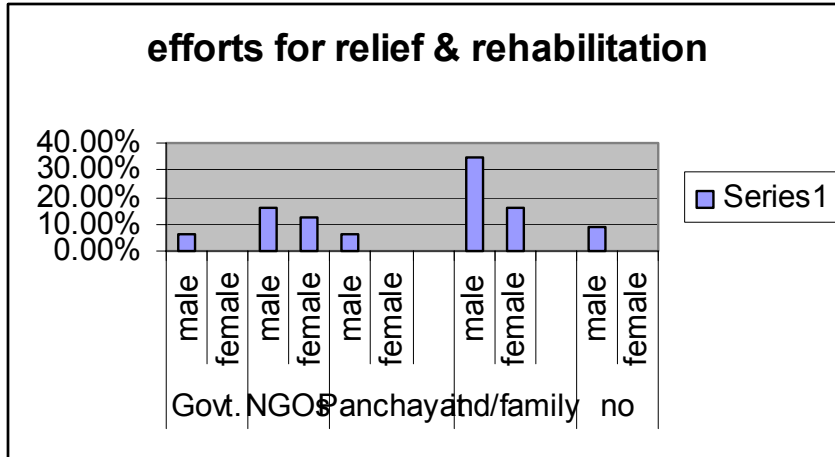
2 males (6.25%) said for elderly people.

Last comes women for whom only 1 respondent (3.12%) and that too a female responded.

**Regarding the present efforts for relief and rehabilitation** most of the respondents i.e. 16 (50%) including 11 males (34.75%) and 5 females (15.62%) said that these efforts are at individual/ family level.

Interestingly, efforts on part of NGOs left behind efforts on part of Govt. and Panchayats. 9 respondents i.e. 28.12% including 5 males (15.62%) and 4 females (12.5%) said that NGOs do relief and rehabilitation work.

Govt. and Panchayats were on equal place. For both 2 respondents i.e. 6.25% (all males) gave positive answers.



**Regarding Shelter Management for different categories** majority of the respondents i.e. 12 (37.5%) including 8 males (25%) and 4 females (12.5%) said that there are no separate arrangements in shelters.

11 respondents (34.75%) including 8 male (25%) and 3 females (9.33%) said there are arrangements of pure water for all.

Next are the elderly and disabled people for whom 10 respondents (31.25%) including 7 males (21.87%) and 3 females (9.33%) said that they give preference to them.

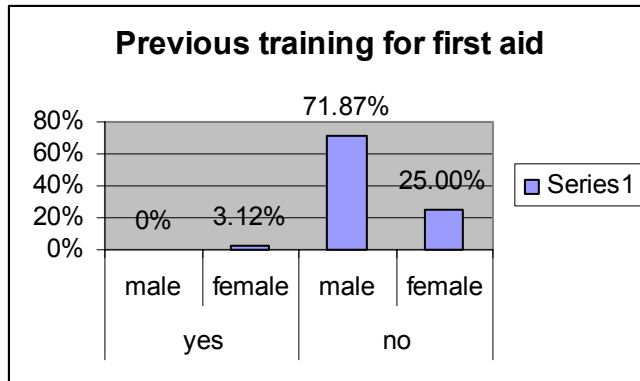
5 respondents (15.62%) including 4 males (12.5%) and 1 female (3.12%) said that there are separate arrangements for women and adolescent girls.

Special needs of children have not been taken care of and no special arrangements of sanitation for women are there.

## **ISSUE BASED TRAINING STATUS AND NEEDS**

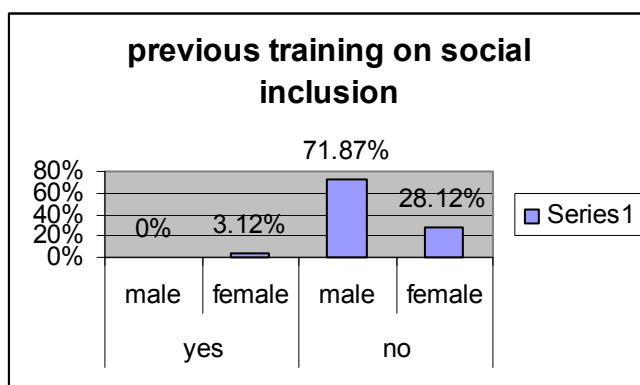
We interviewed respondents on issues of First Aid, Early Warning, Social Inclusion, Management of Shelter and Water, Sanitation and Hygiene, whether they have received the training on these issues and who was the training agency.

For the **First Aid Training** only 1 female i.e.3.12% responded positively. Rest 23 (71.87%) males and 8 (25%) females have never received training on First Aid.



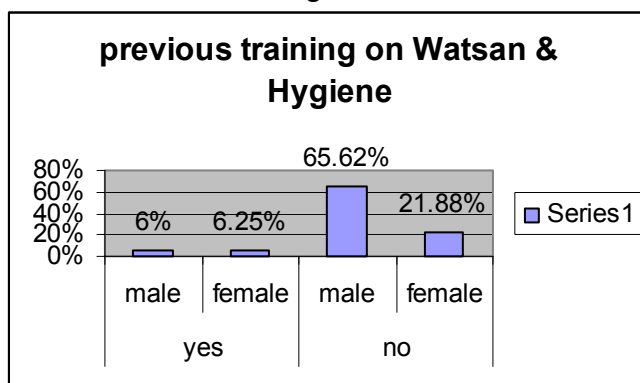
**None of the respondents have ever received training on Early Warning.**

Regarding **Social Inclusion** it was found that only 1 female i.e.3.12% has received training on Social Inclusion and rest 23 (71.87%) males and 8 (25%) females have never received training on Social Inclusion.



**None of the respondents have received training on management of shelter.**

For **WATSAN and Hygiene** 2 males (6.25%) and 2 females (6.25%) have received training and rest 21 males (65.62%) and 7 Females (21.87%) have never received training.



**The training agency for all trainings was Sahbhagi Shikshan Kendra.**

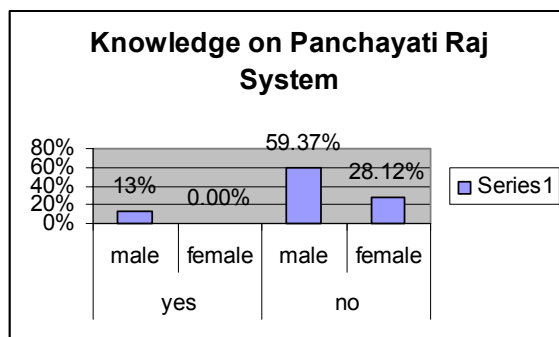
One noticeable thing was that the most of the people who had received training, have forgotten whatever they had learnt in training with a few exceptions.

**All the respondents with a single exception want to learn disaster preparedness in the Training.** 23 males (71.87%) and 8 females (25%) said that they would like to learn disaster management in training. Only 1 female (3.12%) replied in negative.

### **RESPONDENTS KNOWLEDGE ON PANCHAYATI RAJ SYSTEM:**

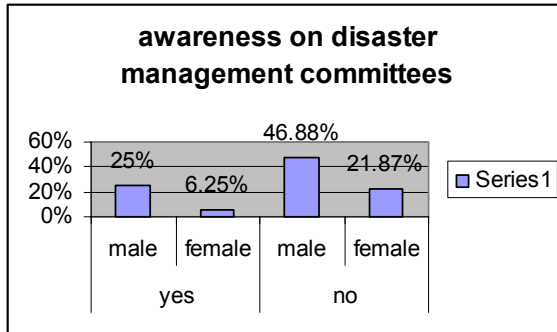
It was found that villagers had a very low level of **knowledge on Panchayati Raj System.**

Most of the villagers i.e. 28 out of 32, including 19 males (59.37%) and 9 females (28.12%) had no knowledge of power and functioning of three tiers Panchayati Raj System. Only 4 respondents (all males—12.5%) had some knowledge on Panchayati Raj System.



All the respondents with a single exception i.e. 21 males (65.62%) and 8 females (25%) do not know **how to integrate DRR concerns in Panchayat's development plans.** Interestingly a woman had some knowledge on the subject.

Majority of the respondents i.e. 21 (65.62%) including 15 males (46.87%) and 7 females (21.87%) said that they do not have **Disaster Management Committees** in their villages. 10 respondents (31.25%) including 8 males (25%) and 2 females (6.25%) are aware of Disaster Management Committees.



## CONCLUSION:

The outcome of TNA clearly indicates training needs in different aspects of disaster preparedness and mitigation. TNA finds that literacy rate is very low in the area of intervention. Not a single woman we interviewed was literate. Villagers' current mechanism to deal with different components of disaster is also weak. There are no collective efforts by villagers to fight flood. Mostly depend on traditional means of early warning, government system and mass communication means are not strong enough to communicate early warning messages in time. More than seventy percent target group is not aware about [Search and Rescue](#), for [Relief and Rehabilitation](#) they mainly depend on their own efforts at individual or family level. Needs of [Social Inclusion](#) are not taken into account in [Shelter Management](#) because they are not aware of the subject. While analyzing status of previous training being given to the villagers we found only two respondents each for [First Aid](#) and [Social Inclusion](#) could recall that some training was provided, on [WATSAN](#) four respondents replied positive while none could recollect of any training on [Early Warning](#) and [Management of Shelter](#). Most of them had forgotten whatever they learnt in these trainings. The training agency for all trainings was [Sahbhagi Shikshan Kendra](#). There is very little information about three-tier system of [Panchayati Panchayati Raj](#) among villagers only 12.5% had some knowledge. Only one woman had some idea of [how to integrate DRR concerns in Panchayat's development plans](#). [Disaster Management Committees](#) are known to 31.25 % respondents. We found woman as most vulnerable so our approach would be to ensure their participation. Thus to cater communities training needs we are covering issues like First Aid, Early Warning, Social Inclusion, Search & Rescue and WATSAN & Hygiene.

**Annexture**  
**FORMAT FOR QUICK NEED ASSESSMENT AND ANALYSIS**

**Respondents' Profile**

**AGE**

Age Group	15 to 35	35 to 55	55 and above	Total
Respondent no.	15	4	13	32
<b>Percentage</b>	46.87%	12.5%	40.6%	99.97

**GENDER**

Gender	Male	Female	Total
Respondent no.	23	9	32
<b>Percentage</b>	71.87%	28.12%	99.99%

**LITERACY LEVEL**

Literacy Level	Illiterate		Literate		Primary		Middle		High School		Total
	Male	Female	Male	Female	Male	Female	Male	Female	Male	Female	
Gender											
Respt no.	6	9	2	0	7	0	5	0	3	0	32
<b>%age</b>	18.75%	28.12%	6.25%	-	21.9	-	15.62%	-	9.33%	-	99.99

**QUESTIONNAIRE AND RESPONSES**

**Question 1: Do you have Knowledge on Disaster preparedness?**

Reply	Yes		No		Total
Gender	Male	Female	Male	Female	
Respondent no.	8	2	15	7	32
<b>Percentage</b>	25%	6.25%	46.87%	21.87%	99.99%

If Yes then

Subject	Male	<b>%age</b>	Female	<b>%age</b>	Total	<b>%age</b>
---------	------	-------------	--------	-------------	-------	-------------

	(No.)		(No.)			
<b>Boats</b>	4	12.5%	2	6.25%	6	18.75%
<b>Relief &amp; Rehabilitation</b>	2	6.25%	0		2	6.25%
<b>Management &amp; Security of Shelter</b>	4	12.5%	0		4	12.5%
<b>WATSAN</b>	1	3.12%	1	3.12%	2	6.25%
<b>Social Inclusion</b>	1	3.12%	0		1	3.12%

If yes then

Preparedness Level	Male (No.)	%age	Female (No.)	%age	Total	%age
<b>Individual</b>	5	15.62%	2	6.25%	7	21.87%
<b>Family</b>	0	0	0	0	0	--
<b>Village/ Panchayat</b>	0	0	0	0	0	--

**Question 2:** Are there Committees on Disaster management in your village?

Reply	Yes		No		Total
	Male	Female	Male	Female	
<b>Gender</b>					
<b>Respondent no.</b>	8	2	15	7	32
<b>Percentage</b>	25%	6.25%	46.87%	21.87%	99.99%

**Question 3:** How do you presently deal with different components of disaster like flood?

Sources(Early Warning)	Male (No.)	%age	Female (No.)	%age	Total	%age
<b>Traditional</b>	9	28.12%	4	12.5%	13	40.62%
<b>Other Means</b>	4	12.5%	1	3.12%	5	15.62%
<b>Both</b>	10	31.25%	4	12.5%	14	43.75%

Search & Rescue	Male (No.)	%age	Female (No.)	%age	Total	%age
Women	0	--	1	3.12%	1	3.12%
Elderly people	2	6.25%	0	---	2	6.25%
Disabled	3	9.33%	1	3.12%	4	12.5%
Children	1	3.12%	2	6.25%	3	9.33%
No Knowledge	17	53.12%	5	15.62%	22	68.75%

Level	Male (No.)	%age	Female (No.)	%age	Total	%age
Individual	11	34.37%	3	9.33%	14	43.75%
Village/ Panchayat	6	18.75%	1	3.12%	7	21.87%
No Knowledge	6	18.75%	5	15.62%	11	34.75%

**Question 4: What is the present effort of Relief & Rehabilitation?**

Agency	Male (No.)	%age	Female (No.)	%age	Total	%age
Govt. Agencies	2	6.25%	0	----	2	6.25%
NGOs	5	15.62%	4	12.5%	9	28.12%
Panchayat	2	6.25%	0	----	2	6.25%
Individual / Family	11	34.75%	5	15.62%	16	50%
No effort	3	9.33%	0	----	3	9.33%

**Question 5: What is the exiting way of Shelter management for different categories?**

Preferences	Male (No.)	%age	Female (No.)	%age	Total	%age
Separate	4	12.5%	1	3.12%	5	15.62%

arrangements for women/ adolescent girls						
Special need of children is taken care	0	---	0	---	0	---
Elderly/ disable people are given preferences	7	21.87%	3	9.33%	10	31.25%
Special arrangements of sanitation for women	0	----	0	----	0	----
Arrangements of pure water for all	8	25%	3	9.33%	11	34.75%
No separate arrangements	8	25%	4	12.5%	12	37.5%

**Question 6:** Have you ever received the training of First Aid?

Reply	Yes		No		Total
	Male	Female	Male	Female	
Gender					
Respondent no.	0	1*	23	8	32
<b>Percentage</b>	----	3.12%	71.87%	25%	99.99%

**Question 7:** Have you ever received the training of Early Warning?

Reply	Yes		No		Total
	Male	Female	Male	Female	
Gender					
Respondent no.	0	0	23	9	32
<b>Percentage</b>	----	----	71.87%	28.12%	99.99%

**Question 8:** Have you ever received the training of Social Inclusion?

Reply	Yes		No		Total
	Male	Female	Male	Female	
Respondent no.	0	1*	23	8	32
<b>Percentage</b>	----	3.12%	71.87%	25%	99.99%

**Question 9:** Have you ever received the training of management of shelter?

Reply	Yes		No		Total
	Male	Female	Male	Female	
Respondent no.	0	0	23	9	32
<b>Percentage</b>	----	----	71.87%	28.12%	99.99%

**Question 10:** Have you ever received the training of WATSAN and Hygiene?

Reply	Yes		No		Total
	Male	Female	Male	Female	
Respondent no.	2*	2*	21	7	32
<b>Percentage</b>	6.25%	6.25%	65.62%	21.87%	99.99%

**Question 11:** Do you know the power & functioning of three tiers Panchayat Raj System?

Reply	Yes		No		Total
	Male	Female	Male	Female	
Respondent no.	4	0	19	9	32
<b>Percentage</b>	12.5%	----	59.37%	28.12%	99.99%

**Question 12:** Do you know how to integrate DRR concerns in panchayat's development plans?

Reply	Yes		No		Total
	Male	Female	Male	Female	
Gender					
Respondent no.	0	1	23	8	32
<b>Percentage</b>	----	3.12%	65.62%	25%	99.99%

**Question 13:** Would you like to learn Disaster Management / preparedness in the training?

Reply	Yes		No		Total
	Male	Female	Male	Female	
Gender					
Respondent no.	23	8	0	1	32
<b>Percentage</b>	71.87%	25%	----	3.12%	99.99%

**Note:** \* denotes respondent's answer S.S.K as the training agency. We considered figures up to two decimal levels that are why .1 is missing in total column.

### **List of Respondents:**

SNO.	Names	Panchayat
1.	Mr. Ram Sagar Tewari	Chulamba
2.	Ms. Mohini Devi	Chulamba
3.	Ms. Meera	Chulamba
4.	Ms. Kamla Devi	Chulamba
5.	Mr. Beche Lal Tewari	Chulamba
6.	Ms. Kamla	Matrepur
7.	Mr. Prithvi Raj Chauhan	Matrepur
8.	Mr. Budhram	Matrepur
9.	Mr. Surjan	Matrepur
10.	Mr. Dharam Raj	Matrepur
11.	Mr. Mahendra Pratap Singh	Matrepur
12.	Ms. Rajkumari	Matrepur

13.	Ms. Kamla Devi	Baghaiya
14.	Ms. Rambachi	Baghaiya
15.	Ms. Kalavati	Baghaiya
16.	Mr. Balakram	Baghaiya
17.	Mr. Mansa Ram	Baghaiya
18.	Mr. Ambar Lal	Baghaiya
19.	Mr. Rampathe	Baghaiya
20.	Mr. Bhagvati	Baghaiya
21.	Mr. Pankaj	Baghaiya
22.	Mr. Avadh Ram	Baghaiya
23.	Mr. Radheshyam	Baghaiya
24.	Mr. Sipahi Lal	Baghaiya
25.	Mr. Phulchand	Baghaiya
26.	Mr. Sukhram	Baghaiya
27.	Ms. Geeta	Kandauli
28.	Mr. Jagat Ram	Kandauli
29.	Mr. Nankau	Kandauli
30.	Mr. Kali Prasad	Kandauli
31.	Mr. Razeed	Godhaiya
32.	Mr. Babadin	Kohli

NOTE: Because of flash flood recently in project intervention areas, we could not maintain the proportionate of the interviewed respondents from different panchayats. Most of the interviews were done at the embankments where people were coming after evacuating their houses. So we interviewed people randomly without concerning much about the representation of similar no. of respondents from the panchayats selected as sample.